

Budget Consultation Report

Table of Contents

1. Executive Summary.....	2
1.2. Summary of Findings – Q1 – Which proposals do you support and why?	2
1.3. Summary of Findings – Q2 – Which proposals do you not support and why?	2
2. Detailed Findings.....	3
2.1 Introduction	3
2.2 Technical Details & Method.....	3
2.2.1 In summary, the consultation was administered as follows:.....	3
2.2.2 Questionnaire Design.....	3
2.2.3 Questionnaire Analysis.....	4
2.3 Response to the Consultation.....	4
2.3.1 Response Profile.....	4
3. Results in Detail – Q1 – Which proposals do you support and why?	15
3.1. Table of themes	15
3.2. Children & Young People	15
3.3. Climate Change & Environment.....	17
3.4. Infrastructure	18
4. Results in Detail – Q2 – Which proposals do you not support and why?	19
4.1. Table of Themes.....	19
4.2. Civic Centre Refurbishment	19
4.3. Council Tax Increase.....	21
4.4. Parking	22
5. Results in Detail – Q3 – Proposals We Have Not Considered	23
5.1. Leisure Facilities/Outdoor Activities	23
6. Results in Detail – Q4 – Advancing Equality of Opportunity.....	25
7. Results in Detail – Q5 – Are there any specific equality impacts because of these proposals? ...	26

1. Executive Summary

1.2. Summary of Findings – Q1 – Which proposals do you support and why?

- Proposals relating to **‘Children & Young People in Haringey’** (CYP) – a theme that emerged from consultation responses – was referenced most by respondents to this question. Just under a third of respondents who answered this question (28%, 30 out of 107 respondents) indicated they agree with the saving, investment and income proposals identified in this area.
- **‘Climate Change & Environment’** (CCE) was the second most referenced theme emerging from consultation responses. 26% of respondents who answered this question indicated they agree with proposals in this area (28 out of 107 respondents) with many stating they would like to see the Council do more to tackle what they believe is a climate change emergency.
- The third most referenced theme was **‘Infrastructure’** which comprised proposals related to **roads, pavements and cycle lanes**. 12% of respondents who answered this question indicated that they support proposals in this area (13 out of 107 respondents).

1.3. Summary of Findings – Q2 – Which proposals do you not support and why?

- The **Civic Centre Refurbishment, Council Tax Increase and Parking** related proposals received the least support for their saving, investment and income proposals. Combining all responses, over two-thirds (63%) of respondents stated that they supported these ideas the least.
- The least supported of all these proposals, however, was the **Civic Centre Refurbishment**. Almost one quarter of all respondents to this question indicated that they do not support this idea (24%, 19 out of 77 responses).
- The proposed **Council Tax increase** was also unpopular. 22% of respondents (17 out of 77 respondents) indicated they do not support this, claiming it was not an appropriate way to use funds given the financial crisis residents find themselves in after the Covid-19 pandemic.
- Respondents also expressed their lack of support for **Parking** related proposals. 16% of respondents felt the extension of the Controlled Parking Zone in particular was an unattractive option to pursue (13 out of 77 respondents).

N.B. The responses above should not be taken as representative of the views of the wider Haringey population as there was a total number of 110 responses.

2. Detailed Findings

2.1 Introduction

The budget proposals for 2021/2022 have been subject to a formal public consultation. This report sets out the findings from the council's consultation on its budget for 2021/22 which also refreshes its Medium-Term Financial Strategy (MTFS) to cover the period up to 2025/26. The findings will be considered by Haringey Council's Cabinet where the final decision on the council's budget for 2021/2022 will be taken.

2.2 Technical Details & Method

2.2.1 In summary, the consultation was administered as follows:

- The general consultation consisted of an online questionnaire published on: <https://www.haringey.gov.uk/local-democracy/policies-and-strategies/your-haringey-your-future> together with a Budget Consultation Booklet which provided background information about the council's budget setting process and the financial challenges the council faces. Paper copies were made available at libraries across the borough.
- The consultation was widely prompted via the council's resident magazine, Haringey People Extra, the council's business e-newsletter, the council's website, the local press, Twitter Facebook as well as through various partners: The Wood Green Bid & The Bridge Renewal Trust.
- Over 13,000 emails were also sent directly to residents to promote the consultation.

2.2.2 Questionnaire Design

The questionnaire was developed to ascertain residents' views on the proposals put forward in the budget. In particular, the consultation invited views on the:

- Proposals respondents supported (the consultation also asked respondents to provide their reasoning)
- Proposals respondents did not support (the consultation also asked respondents to provide their reasoning)
- Suggestions on proposals respondents thought we should include.
- Comments outlining whether respondents thought individuals with Protected Characteristics may be impacted by proposals.

2.2.3 Questionnaire Analysis

Although a number of themes arose from the consultation responses, only the three that were mentioned most frequently have been reported on in greater detail. The number of respondents for other themes were too low to draw any lasting conclusions.

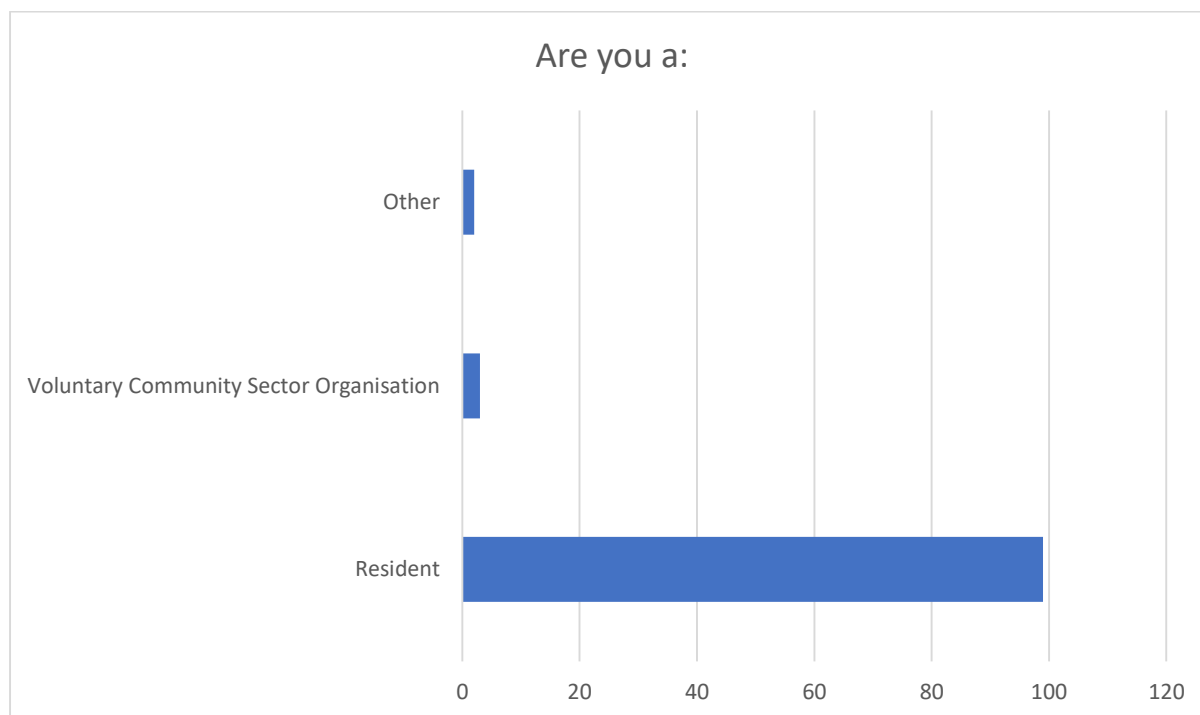
2.3 Response to the Consultation

A total of 110 questionnaires have been completed – all of which came through the council's online survey platform.

2.3.1 Response Profile

As the graph below depicts, respondents were asked to identify themselves as either: residents, business-owners, members of the voluntary community sector (VCS) or 'other'. The majority of respondents to this consultation were residents (99). Only 3 responses were received from members of the VCS, while 2 respondents selected 'other'.

The two individuals that selected 'other' stated that they were a former resident and resident/business owner, respectively.

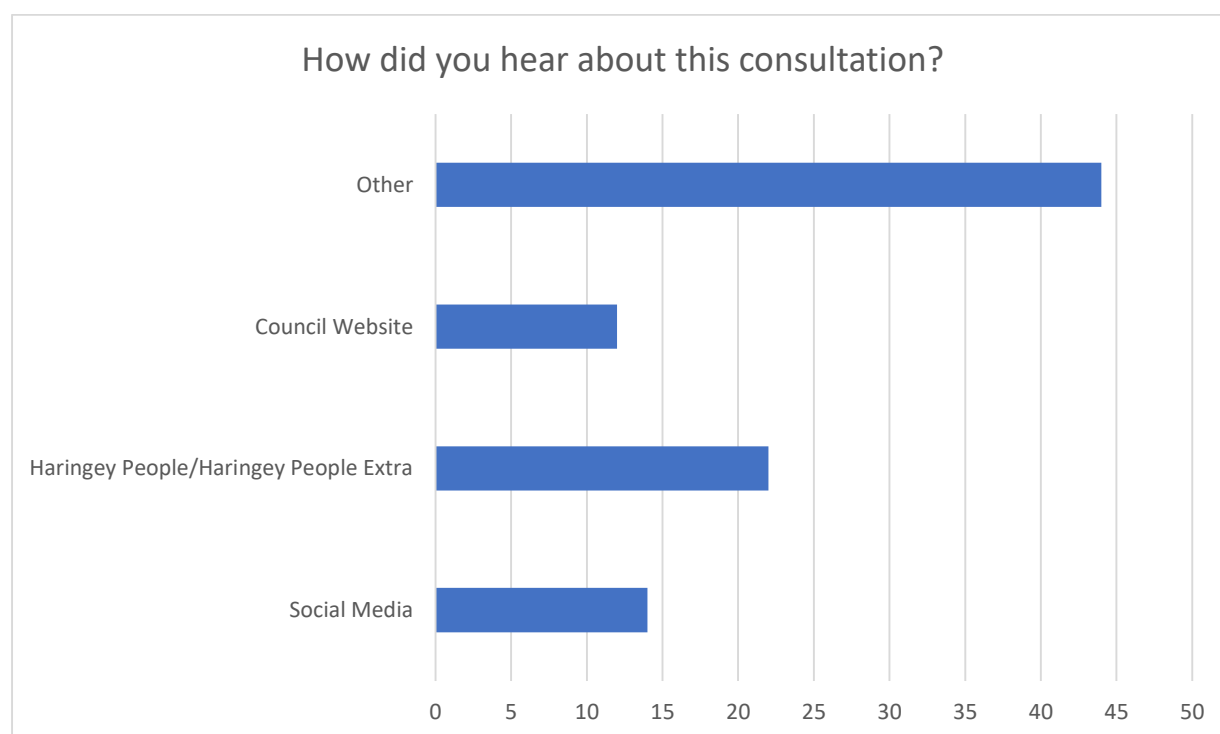


How did you hear about this consultation?

The majority of respondents selected 'Other' when asked how they heard about the consultation (44 respondents). When selecting this option, respondents were asked to specify. These specified answers are outlined below.

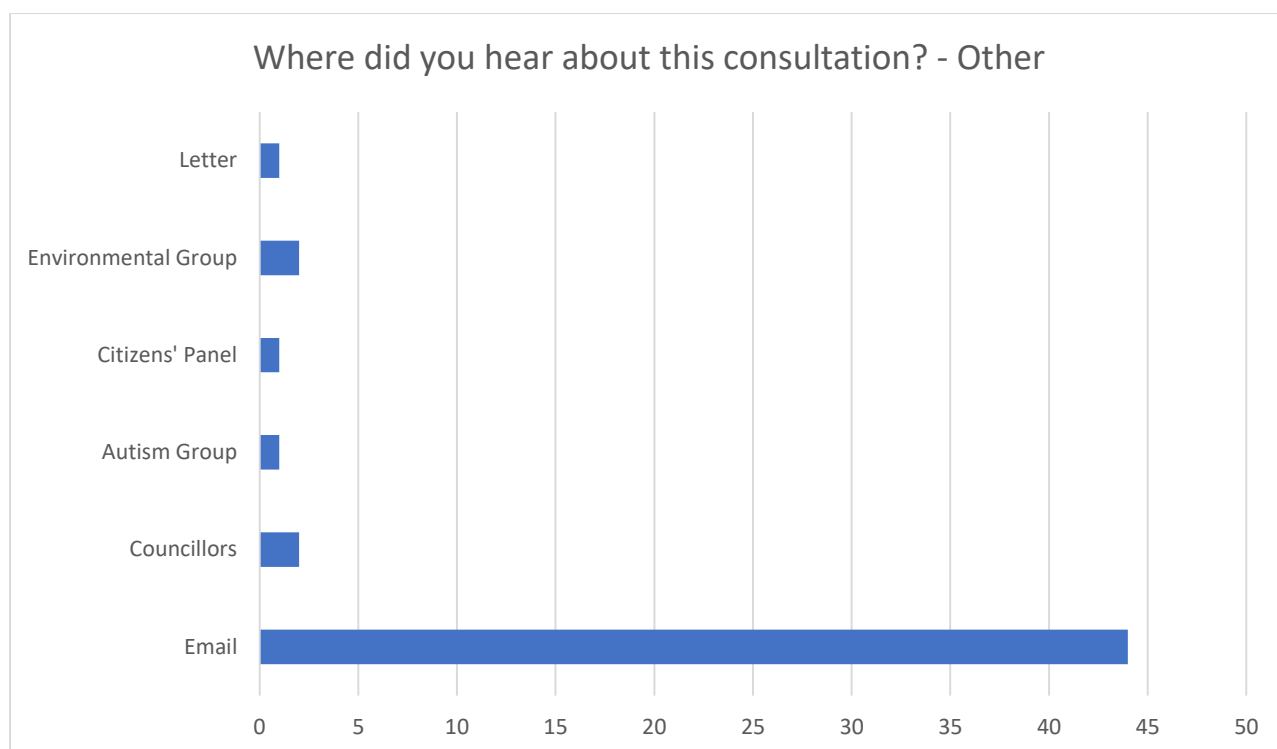
According to the data, the second most common way respondents were informed about the consultation was through the residents' magazine Haringey People/Haringey People Extra (22 respondents). This was closely followed by our social media channels (14 respondents) and the Haringey Council website (12 respondents).

This suggests that the adoption of a multi-faceted communication approach was helpful in promoting the budget consultation.



Respondents were asked to specify where they heard about the consultation if they selected 'Other'. As can be seen from the graph below, the most common response was via email – referencing the 13,000 emails that were sent directly to Haringey residents to promote the Budget Consultation.

Some respondents were informed about the consultation directly through Cllr's and their affiliation to environmental groups (2 respondents each). While others were prompted to respond by letters, the council's Citizen's Panel and Autism Groups they are a member of (1 respondent each).

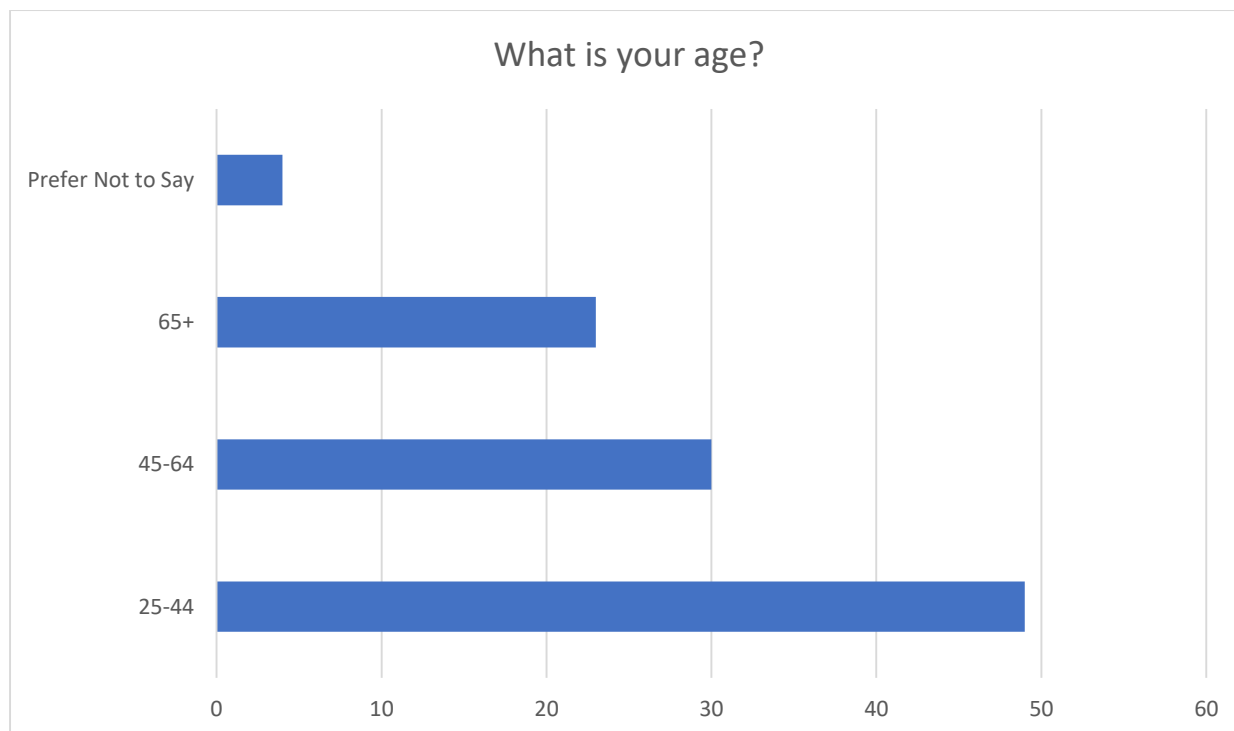


What is your age?

The majority of respondents who answered this question were aged between 25-44 (49 respondents).

30 respondents selected the 45-64 category, while a further 23 individuals self-identified as 65+. These statistics are largely reflective of the wider Haringey population, as the 25-49 demographic in Haringey is significantly higher than other London boroughs (https://www.haringey.gov.uk/sites/haringeygovuk/files/haringey_demographics.doc).

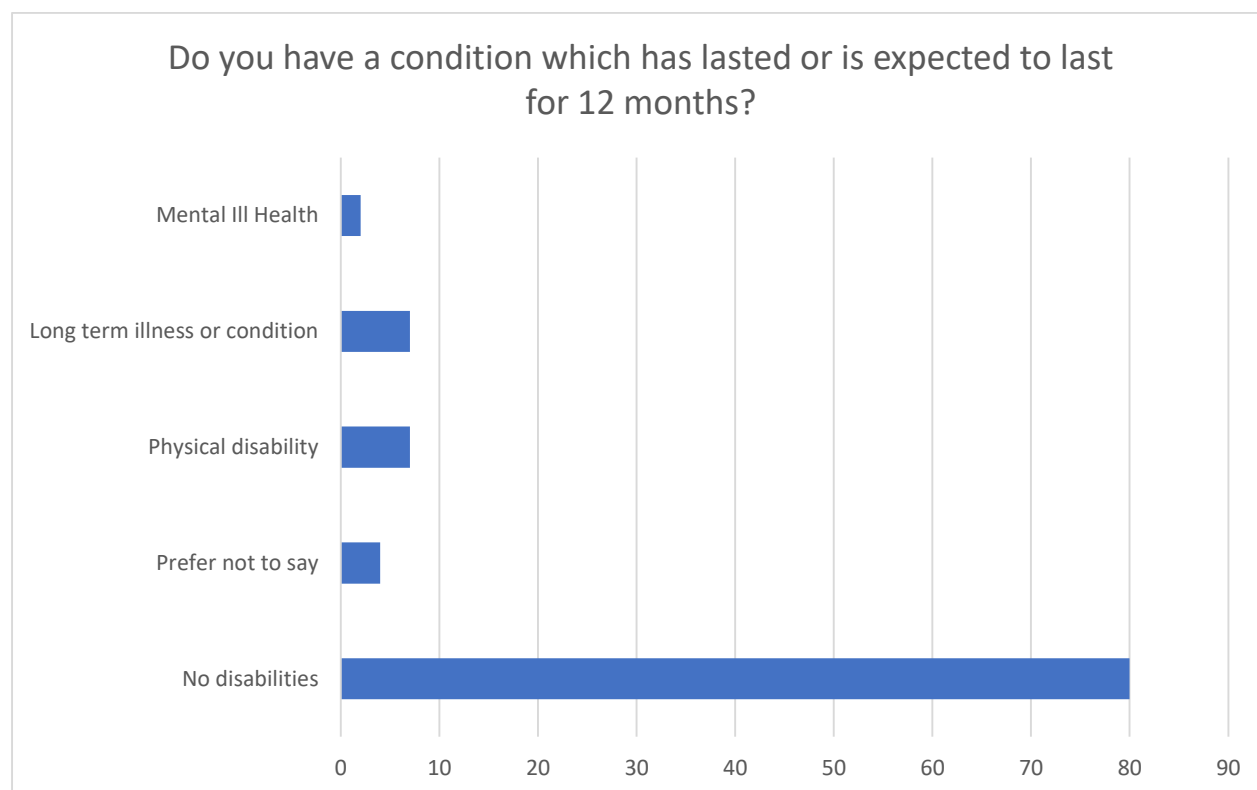
4 respondents stated that they would prefer not to disclose their age.



Do you have any of the following conditions which have lasted or expected to last for at least 12 months?

This question asked respondents to identify whether they had any mental or physical conditions. As the graphs shows, the majority of respondents stated that they do not have any disabilities (80).

7 individuals stated they had a physical disability and another 7 said they had a long-term illness or condition. 2 respondents said they suffered from mental ill health. 4 respondents selected 'prefer not to say'.



Country of Birth & Ethnicity

The majority of respondents to the Budget Consultation were born in the United Kingdom (69). There were 2 respondents each from Australia, France, Ireland, Spain & Somalia, respectively.

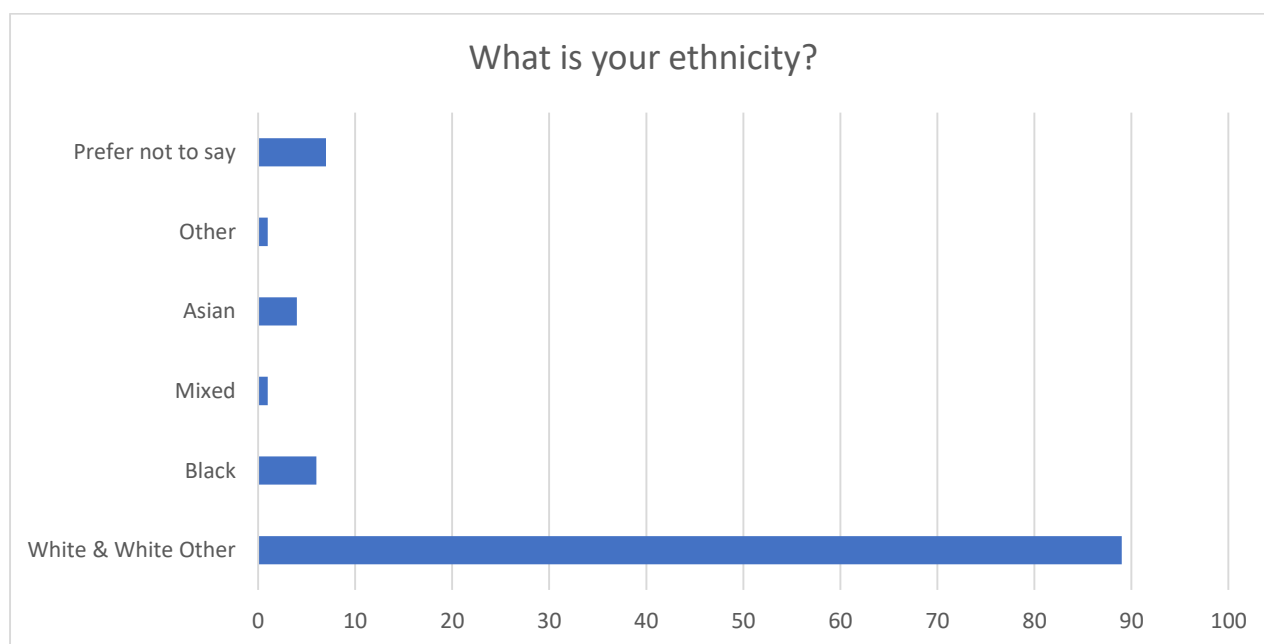
The following countries were represented by 1 respondent each: Belgium, Brazil, Canada, Cyprus, Hong Kong, Hungary, Italy, Luxembourg, Nigeria, Poland, Romania, Turkey, Russia.

The following question asked respondents for their ethnicity. 89 respondents selected 'White'. This category included English, Welsh, Scottish, N. Irish, Irish & British nationalities. An 'other' category was also included. Respondents identified with the following nationalities:

- Belgian
- Turkish
- Italian
- Chinese
- Australian
- Romanian
- Spanish

6 respondents selected 'Black' which included African, Caribbean, and Black British. There were 4 respondents who identified as 'Asian', comprising Indian, Pakistani, Bangladeshi nationalities.

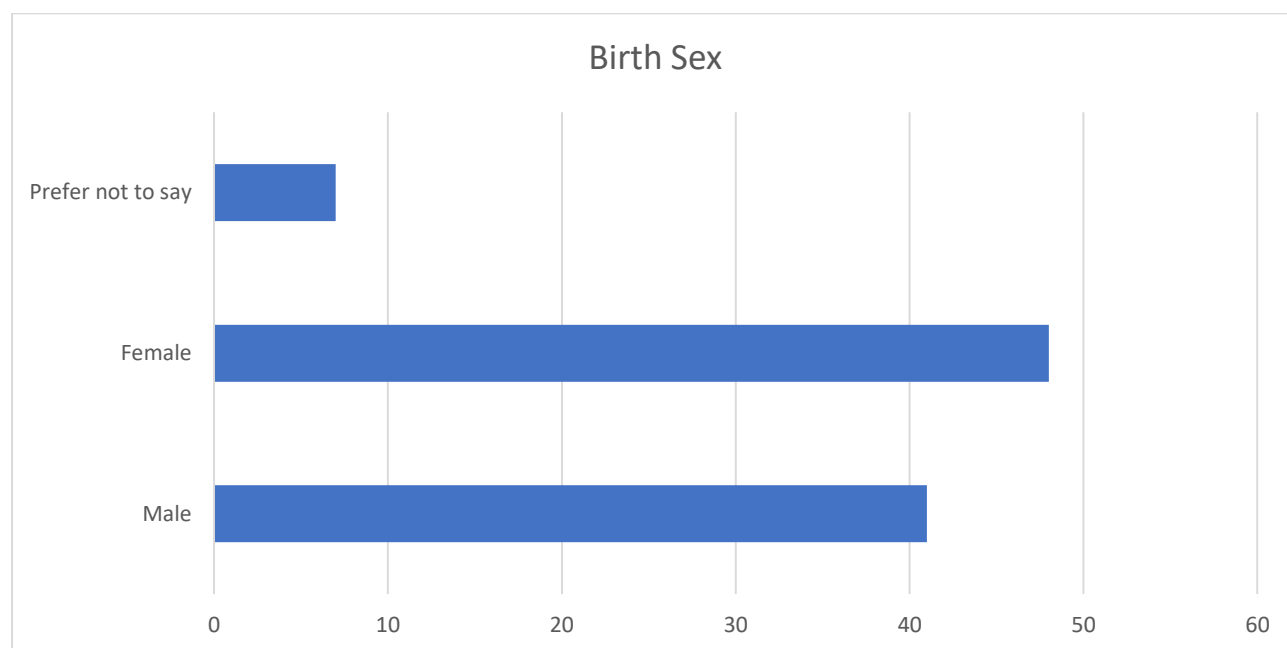
1 respondent identified as mixed ethnicity, while 7 respondents selected 'prefer not to say'.



Birth Sex & Gender

Respondents were asked whether they were described as male, female or intersex at birth. As the graph demonstrates, the majority of respondents to the consultation were described as female at birth (48 respondents). There were 41 respondents who identified as male, while 7 respondents selected 'prefer not to say'.

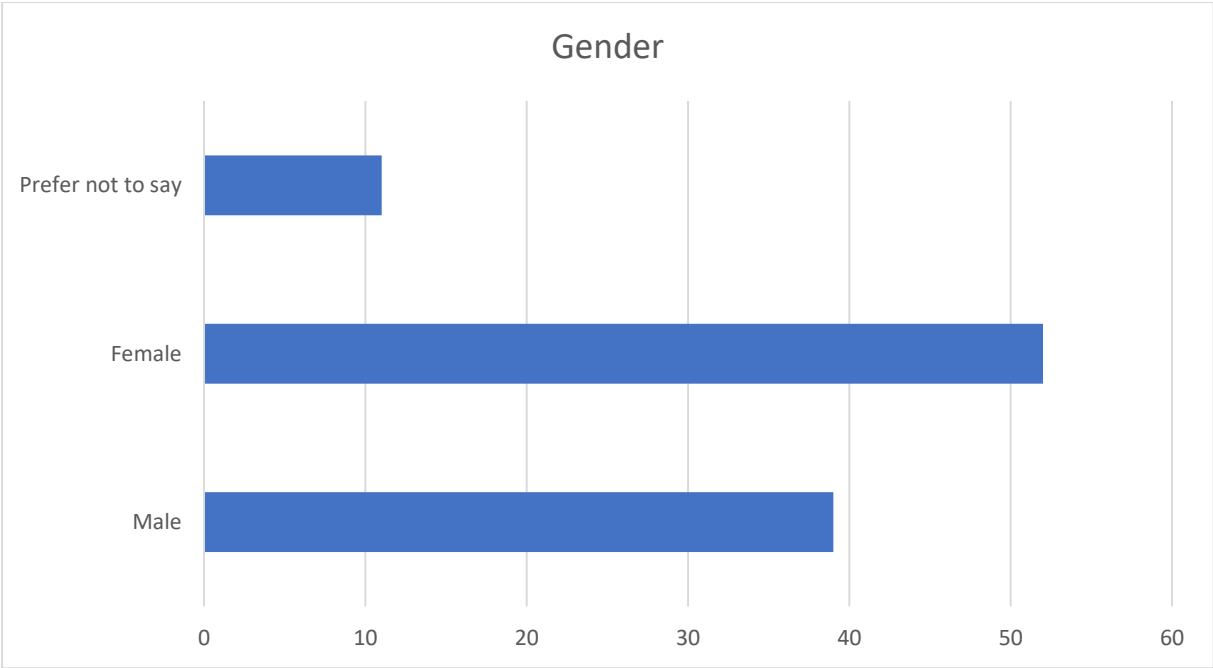
No respondents identified as intersex at birth.



Respondents were then asked which Gender they most identify with now. The graph below shows that the majority of respondents identify as female, although the number of respondents increased to 52.

The number of respondents identifying as male decreased, down to 39 respondents.

The number of respondents who preferred not to answer this question increased to 11.

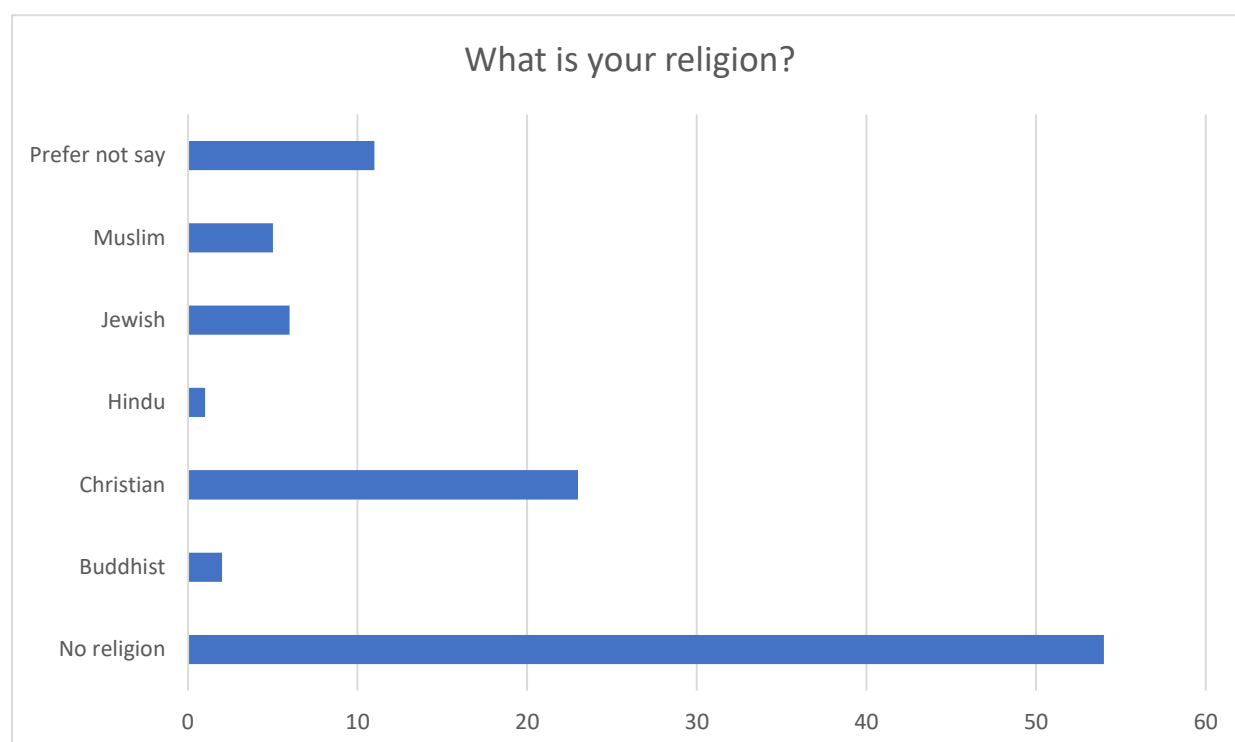


Religion

Most respondents (54) said they had 'no religion' and a further 23 individuals identified themselves as 'Christian'. This follows a similar trend to Census data gathered in 2011, which highlights that these two categories were the most common among the Haringey population.

The graph below also shows that there were 6 Jewish respondents, 5 Muslim respondents, 2 Buddhist and 1 Hindu respondent.

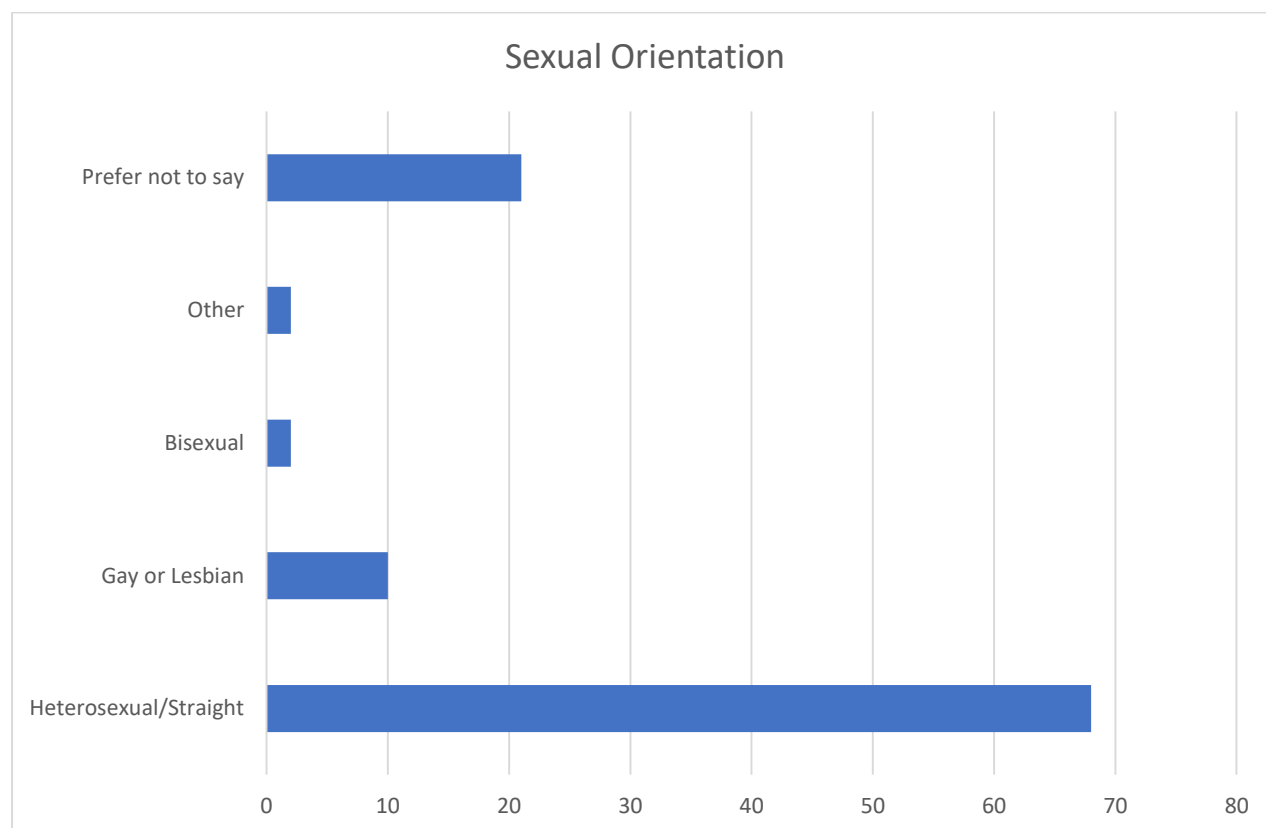
11 respondents said they would 'prefer not to say'.



Sexual Orientation

68 respondents who answered this question stated they were 'Heterosexual/Straight'. A further 10 said they were 'Gay or Lesbian'. 2 individuals each selected the 'Bisexual' or 'Other' categories.

21 respondents selected 'prefer not to say'.

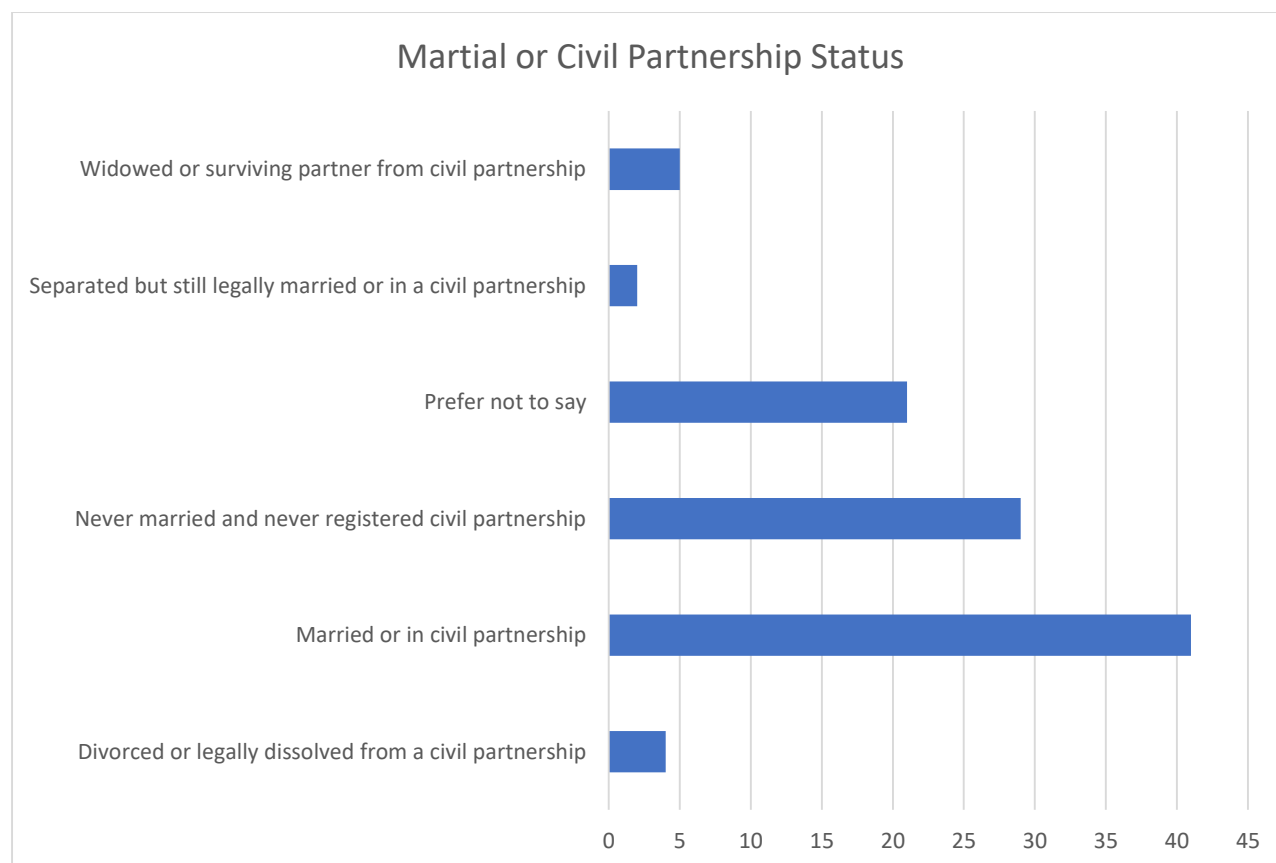


Marital Status

The majority of respondents who answered this question were married or in civil partnerships (41).

29 respondents said they were never married and never registered in a civil partnership. 5 respondents were widowed or the surviving partner from a civil partnership. A further 4 respondents were divorced or legally dissolved from a civil partnership.

21 individuals said they would 'prefer not to say'.



3. Results in Detail – Q1 – Which proposals do you support and why?

3.1. Table of themes

Which Proposals Do You Support? – General Themes	Number of Times Referenced by Respondents
Children & Young People	30
Environment (incl. green spaces, pollutant vehicles etc.)	28
Infrastructure (incl. roads, pavements & cycling infrastructure)	13
Supports All Proposals	7
Parking	5
Housing	4
Tackling Empty Homes	4
Digital Together	4
Civic Centre Refurbishment	4
Adult Social Care	3
Finance	2
Recruitment of Local People	2
Concessionary Fares	1

3.2. Children & Young People

As *Table 1* displays, the theme most prevalent throughout the consultation responses relates to Children & Youth. Respondents were keen to ensure that adequate funding and provisions were made for young people in Haringey. Many consultation responses cited ‘school building improvements’ and the building of the Youth Hub in Wood Green as vital initiatives. Other respondents suggested that while the proposals for young people were good, they could go even further.

- *“I support most of [the proposals], especially all the increases in expenditure on Young People. Wood Green Youth Hub may need more, and Youth Services should have much more to enable it to provide youth activities in all parts of the borough...”*

Quote from Respondent 61

The proposed additional funding in 2021/2022 for Free School Meals also proved to be extremely popular. Many respondents felt this was fundamental to help support children in Haringey and provide a better future for them.

- *“I support free school meals because a lot of children and families are struggling with food and poverty”.*

Quote from Respondent 22

- *“Free school meals, youth hub and youth services as these groups have been most hard hit by the pandemic”.*

Quote from respondent 25

It is reasonable to suggest that part of the reason free school meals has received such recognition throughout the Budget Consultation responses is because of the work campaigners such as Marcus Rashford have done to prioritise it during lockdown and the Covid-19 pandemic.

3.3. Climate Change & Environment

Climate Change & the Environment was the second most common theme that emerged from the consultation data. As Table 1 demonstrates the environment (and issues related to this wider theme) were referenced 28 times in respondents' answers to Q1.

Although some respondents' comments were generally calling for Haringey Council to tackle the wider climate change emergency, others linked this agenda to our specific proposals within the Budget Consultation Booklet. Namely, maximising the use of council owned vehicles and achieving fuel savings from electric vehicles. Several respondents showed support for the latter.

- *"I particularly like the proposal to introduce a fleet of electric vehicles in parks, although I think it would be best if the Council went further and introduced an all-electric fleet for all Council vehicles..."*

Quote from respondent 65

In addition to this, respondents made several suggestions asking the Council to create new green spaces in Haringey. This links to other respondents' comments which emphasised the importance of outdoor spaces on mental health.

- *"...Haringey has fantastic green spaces for a megacity, and this is an attractive reason for living in the borough. It could spend more on encouraging the growth of green tech businesses and the lifestyle benefits for families of living in a green borough (lower air pollution etc.)."*

Quote from respondent 32

- *"...Outdoor spaces – so important for wellbeing"*

Quote from respondent 21

3.4. Infrastructure

The third most referenced theme in Q1 was infrastructure. This related to roads, pavements and cycling infrastructure. Within this theme, there was an overwhelming desire from respondents to see Haringey move from being 'car-centric' to being more inclusive of walking and cycling. This is perhaps best encapsulated by the following quote:

- *"The investment to roads and pavements needs to include investment to create safe cycling lanes. Encouraging people to walk or cycle rather than drive locally would create a safer and less polluted borough. In many places, there are no safe cycle lanes or no cycle lanes at all with cars and trucks speeding past".*

Quote from Respondent 23

Many of the responses that called for greater investment in cycle lanes also called for greater attention to be paid to the climate change and the environment. The individuals who referenced both themes, see them as inextricably linked.

- *[I support]"Moving Traffic PCN - Extend the enforcement of road closures implemented through Low Traffic Neighbourhoods to support the adoption of the Walking and Cycling Action Plan". More of these across Haringey would make huge improvements to reduce pollution, rat-running and pedestrian/cycling safety and, after a bedding-in period, provide traffic benefits as well by inducing behavioural change for those travelling within and through the borough."*

Quote from Respondent 65

Not all responses captured within the Infrastructure theme related to cycling. Other responses called for greater investment into roads and pavements for the safety of elderly residents in the borough.

- *"This is important as my elderly parents have both fallen recently due to uneven paving on Alexandra Road... It has made them reluctant to leave the house and pulling their trolley on Turnpike Lane is also an issue due to broken paving stones. They are also unsightly, covered in chewing gum from top to bottom causing health and hygiene issues too."*

Quote from Respondent 55

4. Results in Detail – Q2 – Which proposals do you not support and why?

4.1. Table of Themes

Which Proposals Do You Not Support? – General Themes	Number of Times Referenced by Respondents
Civic Centre Refurbishment	19
Increase in Council Tax	17
Parking	13
Does Not Support Any Proposals	9
Housing	5
Children & Youth	3
Environment	4
Infrastructure	3
Adult Social Care	2
Recruiting Local People	1
Digital Together	1

4.2. Civic Centre Refurbishment

- *“Civic centre costs sound crazy in the context of other cuts/decisions not to invest.”*

Quote from Respondent 10

As the quote above alludes to, there was staunch opposition amongst some respondents to the proposal to invest in the refurbishment of the Civic Centre. The majority of respondents who had an issue with this echoed the sentiments expressed by Respondent 10, claiming that in the context of the Covid-19 pandemic, it did not feel like the correct thing to do.

- *“Civic centre is an absolutely terrible idea, a total vanity project... especially at a time most of us have zero income... appalling”.*

Quote from Respondent 20

- *“Civic centre refurbishment – one of the biggest budgets and is not going to be used fully with Covid. People in our borough need the budget more than buildings”.*

Quote from Respondent 27

However, not all respondents were opposed to the idea of refurbishing the Civic Centre. Although there was still scepticism about conducting a refurbishment project at this time, it was acknowledged by some individuals that there might be ways to keep it to essential improvements only.

- *“The budget for the civic center dwarfs spending on many services and is way too high. Can the repairs be essential only and no extravagance or improvements other than essential e.g. wheelchair access?”*

Quote from Respondent 58

- *“I think the refurbishment of the civic centre should be minimised to absolutely essential activities for the next two or three years at least. The budget is out of proportion to the budget for essential services, youth projects, and similar”.*

Quote from Respondent 80

It is evident that some respondents see the importance of the refurbishment, but believe the costs are too high in comparison to other spending areas and proposals.

4.3. Council Tax Increase

Respondents showed similar opposition for the proposed increase to council tax. Many responses also cited the pandemic as part of the reason for their opposition.

- *“Increase in council tax to fund unnecessary projects such as refurbishing the civic center is an unacceptable act in the wake of COVID”.*

Quote from Respondent 5

- *“Putting up council tax is probably the most despicable part of it all! I won’t be able to claim any support as I would be above the threshold for it, but enough to make my life way more difficult than it has been already, disgusting!”*

Quote from Respondent 13

Other respondents were concerned because they could not understand exactly how much their council tax would increase by. According to some responses, there were too many numbers quoted in the Budget Consultation booklet, which made it difficult to understand the cost to residents.

- *“...I’m confused however about the costs to us the residents. In one bit you say: ‘council tax increase of 1.99% and a further Adults Social Care Precept of 3%, which give a total council tax charge increase of 4.99%’ And then further down the document you say: We are proposing to increase council tax by 1.99% and to levy the 3% supplement allowed by national Government to support the increasing costs of adult social care. My education isn’t great (although I do have a degree) and I had to check and look up levy and work out it’s just another word for ‘charge you’. And precept? Don’t try and mislead us. Straight talking please...”*

Quote from Respondent 52

4.4. Parking

The third most frequent theme that was referenced in response to Q2 was parking. Much of the opposition came from residents who believe that parking charges are already too expensive and should not be increased further, especially in for proposals relating to Controlled Parking Zones (CPZs).

- *“I accept that you want to raise money any way you can. I have some concern about the proposal to extend CPZ’s to all day as it is unclear what that will mean for visitor parking permits. It’s already become necessary to provide one permit per hour so how many would one need to provide for the whole day and at what cost?”*

Quote from Respondent 14

Other respondents commented on their belief that the extension of CPZs would not only have an impact on them, but the environment also.

- *“...The 2hr restriction impact isn't too bad but by making this all day it will create more traffic / pollution in the evenings after the restrictions end as anyone from the surrounding area who needs to use a car will need to wait until then in order to do grocery shopping. Is there scope to make it so bordering zones can park in each other (e.g. SG zone resident permit holders can park in Crouch End)?”*

Quote from Respondent 36

It is reasonable to assume these three themes (particularly the council tax increase and parking charges) have received the least amount of support because respondents can see the direct impact the proposals will have on them.

5. Results in Detail – Q3 – Proposals We Have Not Considered

The predominant theme which arose from respondents' answers to this question was Leisure Facilities/Outdoor Activities.

5.1. Leisure Facilities/Outdoor Activities

Leisure facilities, parks and outdoor activities featured heavily in respondents' answers to Q3. As some respondents alluded to in their comments, this is in part due to people being more active during the various lockdowns over the past year.

- *"I think that a huge area which has been ignored in the proposals is Parks and Public Realm. In the past year we have all been using the parks extensively and believe the importance of them has been proven. I think there should be a plan to improve the quality of the pathways in many of the parks in Haringey, especially Lordship Recreation ground. Many people including myself use this park to exercise... People will likely have less income in the next few years and will continue to make good use of the parks. I propose that a section about pathways in parks should be added to the budget consultation".*

Quote from Respondent 81

Other respondents however, felt it was important to prioritise the mental and physical well-being of children in Haringey through outdoor provisions. Some respondents said this was especially true for children living in areas with the lowest income.

- *"... Also, on a very local level – improve drainage of Albert road recreational children's playground as so many winters days are lost to playground being completely flooded. Vital for kids to play during Covid winter."*

Quote from Respondent 29

Throughout the answers to this question, there was also a significant number of respondents that were keen to ensure that adequate infrastructure was provided for cycling. The following themes and proposals were also mentioned by respondents in answer to Q3, although they were not referenced as frequently:

- Anti-social behaviour
- Youth Services
- Housing
- Environment
- Improving mental health facilities
- Improving services for residents with Special Needs and/or Learning Disabilities

- Tackling Homelessness
- Rubbish, waste & fly-tipping
- Wood Green Shopping Centre refurbishment
- Increasing broadband speeds
- Arts Festival in Haringey

6. Results in Detail – Q4 – Advancing Equality of Opportunity

Given the number of respondents who commented on the financial hardship that residents and businesses in Haringey are currently facing, it is unsurprising to see that this came to fruition in Q4.

Many of the ideas to advance equality of opportunity for residents in Haringey are based around Business & Employment and aim to provide greater prospects for residents in that respect. The two quotes below summarize these ideas best.

- *“I believe that local departments and local firms should offer employment to local people before recruiting from other boroughs”.*

Quote from Respondent 39

- *“Create BAME job roles and a specific bulletin for BAME opportunities and FREE training opportunities / PAID internships”.*

Quote from Respondent 81

7. Results in Detail – Q5 – Are there any specific equality impacts because of these proposals?

Respondents believed that proposals would negatively impact the poorest in Haringey. This was especially true in relation to the proposed council tax increase, which many residents said would have an adverse effect on low-income families.

- *“Those who are working but have lost hours or been furloughed on reduced pay for much of this year will struggle to find extra money for council tax. Your support measures will not apply to some of the people worst hit by the pandemic who have taken on debt and can't afford rises to their bills. If you believe this rise is genuinely justifiable and reasonable, make it 2% rather than 1.99% and let your constituents decide”.*

Quote from Respondent 47

- *“I believe there will be negative impact on those on low incomes and those with decreased incomes”.*

Quote from Respondent 6

Another group of people who respondents thought would be negatively impacted by proposals were residents with disabilities and/or complex needs, as there appeared to be no provisions made for them in the Budget Consultation Booklet. This was a theme that ran through numerous comments in various questions.

- *“From what I have read nothing is being allocated to the disabled part of the community.”*

Quote from Respondent 94

- *“So, has this consultation been put out to SEND parents? Who you are oh so keen to engage with...”*

Quote from Respondent 85